



Garage Door

Door

range guide

Style, Quality
& Great Value



JANUARY 2021

Welcome

Dorridge in white



Chester Horizontal Small Rib with Waterford windows



Vertical with "SmartPass" - In Anthracite Grey





Fort Doors is all about great products at everyday pricing. Built to last and packed with features that make them a pleasure to use, they are exceptional for their good value and striking good looks.

This brochure showcases an extended range of doors that are sure to make an impact. CE marked and manufactured under our ISO 9001 quality systems, you can be sure of safety, reliability and quality.



All Fort Doors products are CE marked and built within our audited ISO 9001 quality systems



BRITISH MADE
BRITISH OWNED



Drayton Horizontal - Golden Oak

Stylish Choices

Up and over doors in an array of designs made from steel, timber and composite are complemented with the many styles also available in side hinged opening action. Sectional garage doors complete the range.

Windows add a further option to personalise a design to your taste, whilst automation is a great addition to open your door at the touch on the remote control.



See pages 6 to 17

Steel Up and over doors are designed for a long and reliable life and are available with retractable or canopy lifting gear.



See page 13

Our "smartpass" up and over doors have a built in pass door - perfect for those times when you want access to your garage without a separate side door. It opens just like a normal up and over door when you need it and opens just like a side door when you don't!



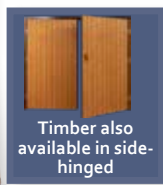
See pages 18 to 25

Traditional side opening doors are brought right up to date with all round lip seals and secure locking.





See pages 26 to 27

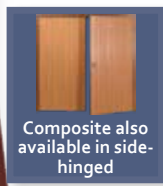


Timber also available in side-hinged

If you love the look of real timber our cedar range is the perfect choice.



See pages 28 to 34



Composite also available in side-hinged

Composite is an incredibly strong, dent resistant modern composite laminate with a better strength to weight ratio than steel. The door face is devoid of joints, seams, rivets or fastenings to detract from its good looks.



See page 35



Sectional garage doors made with strong, insulated panels and open vertically. The Fort Sectional also has powered remote control operation as option.



Powerful, classy, reliable

Automation



All retractable up and over doors are ready for automation.

Fort Sprint

Automation for retractable doors gives a quiet smooth remote opening of your garage door.



Up and over garage doors



STEEL

Steel Up & Over Garage doors are a timeless and reliable choice. Choose a style and colour and you have a strong and secure door that will look good for years to come with the minimum of effort.



Single doors up to 9'0" wide and 7'0" high are supplied with canopy lifting gear as standard.



Retractable lifting gear is available as an option on all door sizes up to 9'0" wide and 7'0" high and standard for all doors over this size.

Made to last



All doors feature a strong sub-chassis with bracing plates to ensure rigidity of the door panel.



Up and over doors feature simple but effective cable operated latches that are engaged and disengaged with the locking handle.



The internal lock handle.



Canopy gear is spring assisted and provides a simple and effective solution for doors up to 8'0" wide.



The inside face of our canopy doors showing the twin point lock latches and the high quality corrosion protected components.



Retractable doors run on smooth polymer rollers in suspended tracks and are perfect for remote control operation.



All Fort Doors are CE marked and comply fully with current safety legislation. Canopy doors feature an anti-drop device in the unlikely event that a lifting cable should fail.



Lock handles

All up and over doors have a black lock handle as standard.

Security is solid and dependable. The attractive black handle sits easily in the hand and is lockable. Strong steel bracing ensures the door is a barrier to forced entry.



Chrome effect handle option



White handle option

Dorridge



Dorridge with windows



Twelve features give the Dorridge a lovely balanced appearance that is further enhanced with Stockton Cross windows. The Dorridge is also available with Plain and Waterford windows.

Plain

Waterford

Henley



The windows are mock glazing, the inside of the door is shown left.

Georgian



The nine feature panel Georgian design is an evergreen favourite.

Colour Options

Aside from the ever popular white, doors are also available in the classic low gloss solid colours shown.



White
RAL9016



Jet Black
RAL9005



Anthracite Grey
RAL7016



Traffic Grey
RAL7042



Window Grey
RAL7040



Light Grey
RAL7035



Light Blue
RAL5012



Signal Blue
RAL5005



Steel Blue
RAL5011



Fir Green
RAL6009



Moss Green
RAL6005



Chartwell Green
BS 14 C 35



Brown
RAL8017



Mahogany Brown
RAL8016



Clay Brown
RAL8003



Terracotta
RAL8004



Ruby Red
RAL3003



Ivory
RAL1015

Up and over garage doors



STEEL

Alton



The Alton and Drayton add a relaxed, cottage feel to contemporary or traditional homes.

Drayton Vertical



Drayton Horizontal



Colour Options

Aside from the ever popular white, doors are also available in the classic low gloss solid colours shown.

								
White RAL7016	Jet Black RAL9005	Anthracite Grey RAL7016	Traffic Grey RAL7042	Window Grey RAL7040	Light Grey RAL7035	Light Blue RAL5012	Signal Blue RAL5005	Steel Blue RAL5011
								
Mint Green RAL6003	Moss Green RAL6005	Chartwell Green BS4805	Brown RAL8017	Mahogany Brown RAL8016	Clay Brown RAL8003	Terracotta RAL8004	Ruby Red RAL3003	Ivory RAL1015

Vertical Standard Rib



Horizontal Standard Rib



Vertical Medium Rib



Horizontal Medium Rib



Vertical Wide Rib



Horizontal Wide Rib




The classic horizontally and vertically ribbed door is brought up to date with a choice of rib profiles. The wider the rib the more contemporary the look.

Up and over garage doors



STEEL

Chester Vertical small rib with windows



Why not let the light in with our glazed doors? Window designs are all supplied with plastic Perspex with a choice of decorative inserts.

Colour Options

Aside from the ever popular white, doors are also available in the classic low gloss solid colours shown.



Horizontal wide rib with windows



Chester Horizontal medium rib with windows



Chester Vertical medium rib with windows



Vertical wide rib with windows



Chester horizontal small rib with windows




Up and over garage doors



STEEL

Hartshill



The windows are mock glazing, the inside of the door is shown left.

Colour Options

Aside from the ever popular white, doors are also available in the classic low gloss solid colours shown.

								
White RAL9016	Jet Black RAL9005	Anthracite Grey RAL7016	Traffic Grey RAL7042	Window Grey RAL7040	Light Grey RAL7035	Light Blue RAL5012	Signal Blue RAL5005	Steel Blue RAL5011
								
Fir Green RAL6009	Moss Green RAL6005	Chartwell Green BS 14 C 35	Brown RAL8017	Mahogany Brown RAL8016	Clay Brown RAL8003	Terracotta RAL8004	Ruby Red RAL3003	Ivory RAL1015

"Smartpass"

Vertical with "SmartPass"



Smartpass in Anthracite Grey

The Vertical with a "Smartpass" access door built in - for those times when you just don't need to open the whole door - classic style, intelligent design! Available up to 8'0" wide.



The inner face of the Smartpass door.



Up and over garage doors



STEEL

Drayton Horizontal - Golden Oak




Woodgrain effect steel doors provide an attractive alternative to timber and are an excellent match for modern Upvc window finishes, with the same minimal maintenance requirement.

Drayton Vertical - Rosewood



Standard Rib Vertical - Golden Oak




Standard Rib Horizontal - Rosewood



Medium Rib Horizontal - Golden Oak




Medium Rib Vertical - Rosewood



Alton - Golden Oak



Colour Options



Frames complement the door. Golden Oak frames are finished in Clay Brown (RAL 8003), Rosewood frames are finished in Mahogany Brown (RAL 8016).

Up and over garage doors



STEEL

The choice of colours for steel doors is extensive and all are factory coated to give a durable, lasting finish.

White - RAL9016



Jet Black - RAL9005



Anthracite Grey - RAL7016



Traffic Grey - RAL7042



Window Grey - RAL7040



Light Grey - RAL7035



Light Blue - RAL5012



Signal Blue - RAL5005



Steel Blue - RAL5011





Fir Green - RAL6009



Moss Green - RAL6005



Chartwell Green - BS 14 C 35



Brown - RAL8017



Mahogany Brown - RAL8016



Clay Brown - RAL8003



Terracotta - RAL8004



Ruby Red - RAL3003



Ivory - RAL1015



Side hinged garage doors

STEEL

Traditional side hinged doors are easy to operate and so simple. All our up and over styles are also available in side hinged configurations and also with matching personnel side entrance doors.

Steel Side hinged garage doors are available 50:50 up to 10'0" wide.

2/3:1/3 opening up to 9'0" wide.

Horizontal rib opening up to 8'0" wide.

Steel bracing gives side hinged doors a robust feel in every day use. The standard configuration shown above uses twin latches on the active leaf and shoot bolts on the inactive leaf. Hold-open stays are available as an option.

Made to last



The internal lock handle.



Side hinged, personnel and smart pass doors employ high grade corrosion protected hinges for smooth operation and elimination of leaf "sag".



All doors feature a strong sub-chassis with bracing plates to ensure rigidity of the door panel.



Standard doors have top and bottom cable operated lock latches to the active leaf and shoot bolts to the inactive leaf for dependable security.



Georgian



Dorridge



Dorridge with windows



Henley with mock windows



The windows are mock glazing, the inside of the door is shown left.

Colour Options


Aside from the ever popular white, doors are also available in the classic low gloss solid colours shown.



Side hinged garage doors

STEEL

Chester medium rib horizontal with windows



Let the light in with our glazed doors? Window designs are all supplied with plastic Perspex with a choice of decorative inserts.

Colour Options

Aside from the ever popular white, doors are also available in the classic low gloss solid colours shown.



Horizontal wide rib



Chester small rib horizontal with windows



Chester small rib vertical with windows



Chester medium rib vertical with windows



Vertical wide rib with windows



Side hinged garage doors

STEEL

Westhill Vertical Medium with 1200mm D-Handles



Aside from the ever popular white, doors are also available in the classic low gloss solid colours shown.

Colour Options



Westhill Horizontal Wide with 1200mm D-Handles



Vertical Small Rib



Matching personnel doors share the same quality construction and ease of use.



Hartshill with mock windows



Hartshill windows are mock glazing, the inside of the door is shown above.

Alton



Vertical Medium Rib



Drayton vertical



Arley



Side hinged garage doors

STEEL

Horizontal Medium Rib




Horizontal Small Rib



Drayton horizontal



Horizontal Wide Rib shown in Anthracite Grey



Colour Options

Aside from the ever popular white, doors are also available in the classic low gloss solid colours shown.

								
White RAL9016	Jet Black RAL9005	Anthracite Grey RAL7016	Traffic Grey RAL7042	Window Grey RAL7040	Light Grey RAL7035	Light Blue RAL5012	Signal Blue RAL5005	Steel Blue RAL5011
								
Fir Green RAL6009	Moss Green RAL6005	Chartwell Green BS 14 C 35	Brown RAL8017	Mahogany Brown RAL8016	Clay Brown RAL8003	Terracotta RAL8004	Ruby Red RAL3003	Ivory RAL1015



Drayton Vertical - Rosewood



Colour Options



Golden Oak*



Rosewood*

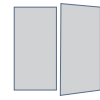
Alton Woodgrain



Drayton Horizontal - Golden Oak



Timber garage doors




Doors with these icons are also available as side hinged.

The natural beauty of timber shines through on our range of up and over doors. Benefiting from the same excellent opening mechanism, locking and strong steel chassis, these doors add a classic touch to any home.

If you are fitting doors side by side, let us know and we'll craft a pair finished to a similar shade - remember wood is a natural material and no two doors are alike!

Open For Infil



If you'd like to create your own design, we offer an open chassis into which you can fit your own panels up to a maximum weight of 7.5 kilograms per square metre.

Monarch (also available in horizontal)



Poplar Duraply timber

Monarch (also available in horizontal)



Poplar Duraply timber

The Monarch, has exceptional durable properties due to an innovative ply to ply treatment.

The Monarch is also a Marine Plywood substitute, with a great environmental story, 'Plantation Poplar Plywood modified to make it as durable as tropical marine plywood'.

The product range is available with either FSC® or PEFC certification.

Bamburgh (shown in Light Oak)




Cedar boards and mouldings

Fairbourne (shown in Light Oak)



Cedar boards and mouldings

Colour Options



Light Oak

Chestnut

Antique Oak


Mahogany

Ebony

Walnut


Doors are available basecoat treated ready for staining to a shade of your choice or fully finished in the colours left.



Highclere (shown in Light Oak) 





Cedar boards and mouldings

Meriden (shown in Basecoat) 





Tongue & groove cedar boards

Tewksbury (shown in Basecoat) 




Tongue & groove cedar boards

Ullswater (shown in Light Oak) 




Cedar faced ply and cedar mouldings

Sheringham (shown in Light Oak) 



Cedar boards and mouldings

Whitewell (shown in Light Oak) 



Cedar faced ply and cedar mouldings



Up and over garage doors

COMPOSITE 3 CROWN

Composite garage doors are low maintenance.

Composite is an incredibly strong, dent resistant modern laminate with a better strength to weight ratio than steel. The door face is devoid of joints, seams, rivets or fastenings to detract from its good looks.

All doors are supplied fully finished, won't warp, shrink or rust and are virtually maintenance free. Doors are available in white gloss and woodgrain styles in up and over and side hinged designs - see page 32.

Georgian





Optional Pre-Fitted Frames

All doors are available with the option of a pre-fitted steel frame* that provides simple installation and a stable platform for door operation.

*Double doors are supplied with frames as a knock-down kit.

Frames have an exterior powder coating available in white, brown or black. Please specify the colour required when ordering. Woodgrain doors are also available with a flat coloured frame that tones-in with the woodgrain shade of the door.




White

Black

Brown

Window Options



Stippled

Clear

Plain Black Mock Windows

Border Leading

Diamond Leading

Square Leading

Georgian and Canterbury (page 31 and 32) doors are available with windows in mock black, stippled and clear with the option of border, diamond or square leading.



WHITE GLOSS



White gloss doors are just that! The high gloss finish just requires an occasional wipe over to keep it in pristine condition.



Doric



Wimborne



Hamble





Up and over garage doors

COMPOSITE 3 CROWN WOODGRAIN

Frensham (Wide Grain)



Ripon (Wide Grain)



Colour Options

Woodgrain doors are available in a selection of woodtones. Finishes are minimal maintenance and require just a wipe over with a damp cloth to keep clean.

Standard Woodgrain Colours



Solid Woodgrain Colours



Or any RAL colour!

Costal Woodgrain Colours



Avonbrook (Close Grain)



Canterbury (Wide Grain)



Pembroke (Wide Grain)



York (Wide Grain)



Sherwood (Wide Grain)



Side hinged garage doors

COMPOSITE 3 CROWN

Canterbury (Wide Grain)



Georgian (Gloss white)



York (Wide Grain)



Loxwood (Wide Grain)



Ripon (Wide Grain)




Sherwood (Wide Grain)



County (Close Grain)



Frensham (Wide Grain)



Please see previous page for colour options.



Side hinged doors are supplied on a robust steel chassis in a complementary colour. The back of the door is shown here.



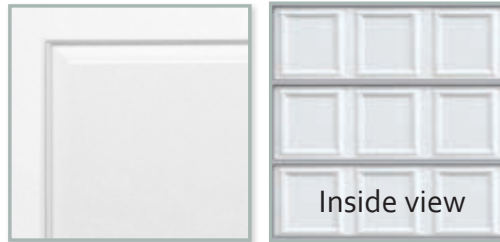


COMPOSITE 2 CROWN

Up and over garage doors

2 Crown doors are our entry level composite range and are available in standard single door sizes only.

STANDARD SIZES	OVERALL FRAME SIZE ft	OVERALL FRAME SIZE mm
	7" x 6.6"	2254 x 2041
	7" x 7"	2254 x 2196
	7.6" x 6.6"	2404 x 2041
	7.6" x 7"	2404 x 2196
	8" x 6.6"	2559 x 2041
8" x 7"	2559 x 2196	



Edge-to-edge composite to the front of the door and a galvanised steel chassis to the rear to add rigidity and fixing points for the lifting gear.

Georgian (White High Gloss)



Doric (White High Gloss)



Hamble (White High Gloss)



Frensham (Wide Grain)



Avonbrook (Close Grain)



Canterbury (Wide Grain)



York (Wide Grain)



Pembroke (Wide Grain)



Side hinged garage doors

COMPOSITE 2 CROWN

Georgian (White High Gloss)



Canterbury (Wide Grain)



York (Wide Grain)



Loxwood (Wide Grain)



County (Close Grain)



Solid Colour Options For Woodgrain Doors



Black
RAL 9005



Anthracite Grey
RAL 7016



Agate Grey
RAL 7038



Ivory
RAL 1015



Window Grey
RAL 7040



Steel Blue
RAL 5011



Traffic Grey
RAL 7042



Chartwell Green
BS 14 C 35



Red
RAL 3003

Hand Grained Wood Effect Colour Options For Woodgrain Doors



Bleached
Oak



Dark
Mahogany



Honey
Beech



Rosewood



Ebony

Frames

Side hinged doors include a pre-fitted steel frame. Up and over doors are available with the option of a pre-fitted steel frame that provides simple installation and a stable platform for door operation.

Frames have an exterior powder coating available in white, brown or black. Please specify the colour required when ordering. Woodgrain doors are also available with a flat coloured frame that tones-in with the woodgrain shade of the door.



Brown



Black



White



INSULATED PANELS

Sectional garage doors

Sectional garage doors are made from strong, 40mm thick, insulated panels. The insulation reduces heat and sound transmission and the bottom compression seal, side and top seals help keep out draughts, making your garage a more pleasant space.

Fort Sectional doors open vertically with no out-swing, great if you have a short driveway.

Available in L-Ribbed and M-Ribbed designs in a great range of colours, the Fort Sectional garage door is ideal for automation, making it the complete package!



Side extension springs assist the lifting of the door on smooth-running rollers into the overhead tracks.



All-round weather seals.

L-Ribbed Panel Design



Standard Colours



White
RAL9016



Jet Black
RAL9005



Anthracite Grey
RAL7016

M-Ribbed Panel Design



Colour Options



Traffic Grey
RAL7042



Window Grey
RAL7040



Light Grey
RAL7035



Agate Grey
RAL 7024



Graphite Grey
RAL 7024



Chartwell Green
BS 14 C 35



Mahogany Brown
RAL8016



Steel Blue
RAL5011



Ivory
RAL1015

Doors are also available in the classic low gloss solid colours shown.

Standard Colours



White
RAL9016



Anthracite Grey
RAL7016

M-Rib doors are also available in Golden Oak



Golden oak

Or any RAL colour!



Product Guarantees

Fort Doors manufactures products to the highest standards and your garage door only leaves our factory after a thorough quality and testing process.

In the unlikely event of a warranty claim, please contact your dealer that installed your garage door, and supply them details of the serial number on the side of the door. Your dealer will supply further details of your claim with proof of purchase, to the Warranty Department at Fort Doors.

1. Warranty Period.

A warranty covering the safe and reliable operation of the Fort Doors garage door for a period of 10 years from the date of purchase is given to the original purchaser.

The purchaser is given a 2 year warranty for all springs; tracks; rollers; and hinges for normal use, whereby normal use constitutes no more than 5 operations (open/close) per day. We recommend that they are inspected annually by a competent engineer. The warranty period for replacement parts is 6 months or for the remainder of the warranty period.

2. Requirements.

Warranty is valid in the country where the garage door was purchased.

The product must have been purchased through one of our authorised partners and a serial number and receipt of purchase provided.

The warranty only covers damage to the garage door.

3. Performance.

During the warranty period we will rectify defects to the Fort product that can be proved to be material or manufacturing faults. At our discretion we will either exchange; repair; or reduce the price. We will not accept any costs for dismantling; installation; or delivery.

The warranty does not cover damage caused by:

- Improper transport and fitting.
- Repairs by non-qualified or non competent individuals.
- External influences such as fire, water, alkaline solutions, acid, bird droppings or abnormal atmospheric pollution.
- The use of non Fort Doors parts without the approval of the manufacturer.

Additional Information:

- It is a fundamental condition of this guarantee that the product has been installed, maintained and serviced correctly and is used solely for the purpose for which it was designed.
- Incorrect installation, maintenance and service will invalidate this warranty.
- The door must be kept in a clean condition and free from impact damage.

Presented by:

January 2021



Fort Doors, Unit 19, The Fort Industrial Park,
Dunlop Way, Birmingham B35 7AR

Tel: 0121 749 3699

Fax: 0121 748 2677

e-mail: sales@fortdoors.co.uk

web: fortdoors.co.uk

Fort Doors reserves the right to alter specifications to design and manufacture without notification. All specifications are correct at time of publication, errors and omissions excepted. Colour samples are, due to the print process, intended as a guide only, please request a sample if unsure.